



# FIREMAX

## Dual-Fuel Ready Outdoor Coal Furnace



Titanium-enhanced  
stainless steel firebox

**25 YEAR**  
LIMITED  
**WARRANTY**  
AVAILABLE

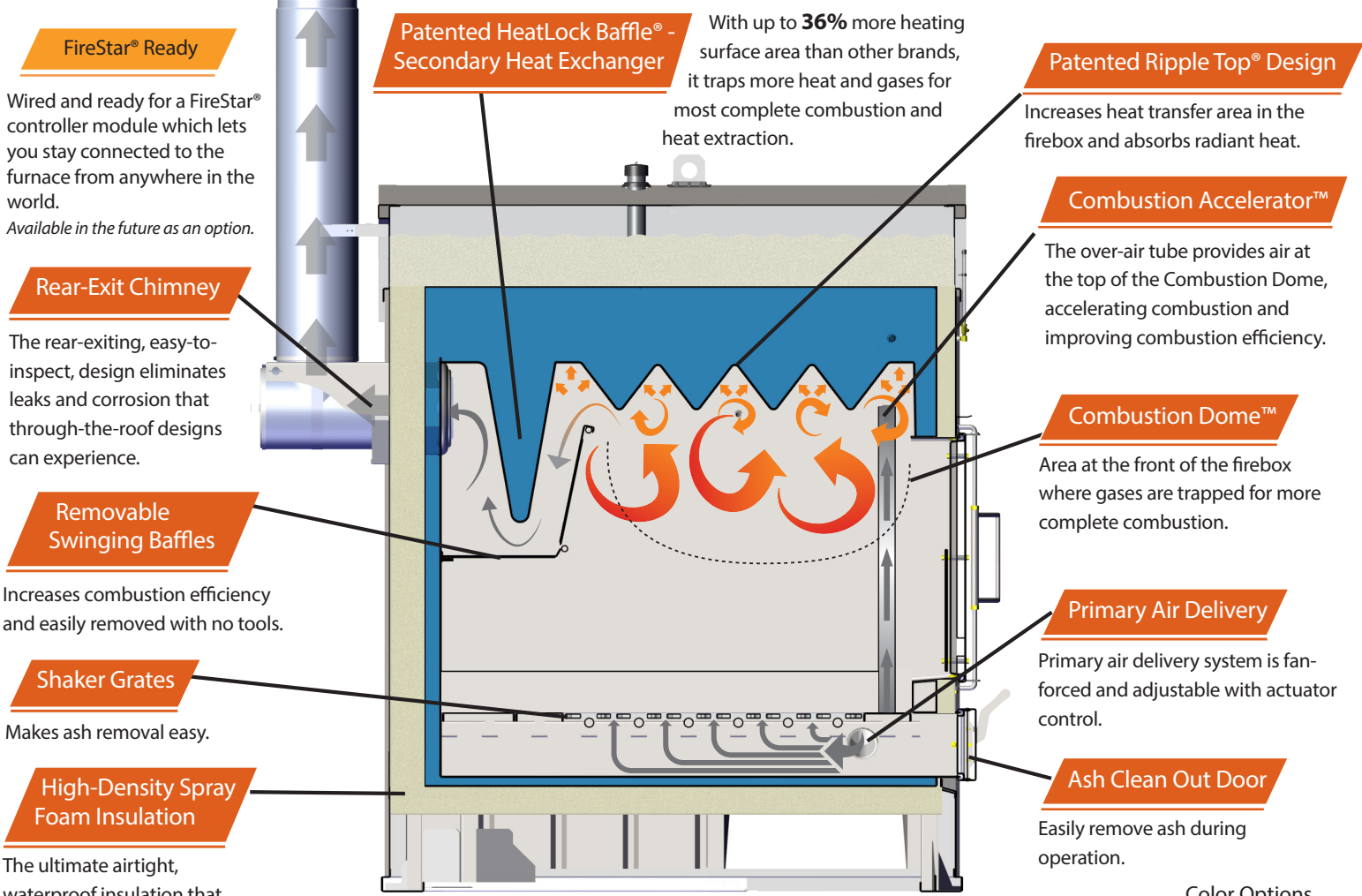
## Built on tradition. Powered by innovation.

Combining trusted craftsmanship and a dependable heat source, the FireMax by WoodMaster is a powerful new option for those who demand long-lasting performance and value.

The use of wood in this furnace, except for coal ignition purposes, is prohibited by law in the U.S.

**WoodMaster.com**

# A Bold New Chapter in Heating



**FireStar® Ready**  
Wired and ready for a FireStar® controller module which lets you stay connected to the furnace from anywhere in the world.  
*Available in the future as an option.*

**Rear-Exit Chimney**  
The rear-exiting, easy-to-inspect, design eliminates leaks and corrosion that through-the-roof designs can experience.

**Removable Swinging Baffles**  
Increases combustion efficiency and easily removed with no tools.

**Shaker Grates**  
Makes ash removal easy.

**High-Density Spray Foam Insulation**  
The ultimate airtight, waterproof insulation that locks the heat in.

**Dual Fuel Ready**  
Easily add an optional fuel oil, natural gas or propane burner (*sold separately*).

**Patented HeatLock Baffle® - Secondary Heat Exchanger**  
With up to **36%** more heating surface area than other brands, it traps more heat and gases for most complete combustion and heat extraction.

**Patented Ripple Top® Design**  
Increases heat transfer area in the firebox and absorbs radiant heat.

**Combustion Accelerator™**  
The over-air tube provides air at the top of the Combustion Dome, accelerating combustion and improving combustion efficiency.

**Combustion Dome™**  
Area at the front of the firebox where gases are trapped for more complete combustion.


**Primary Air Delivery**  
Primary air delivery system is fan-forced and adjustable with actuator control.

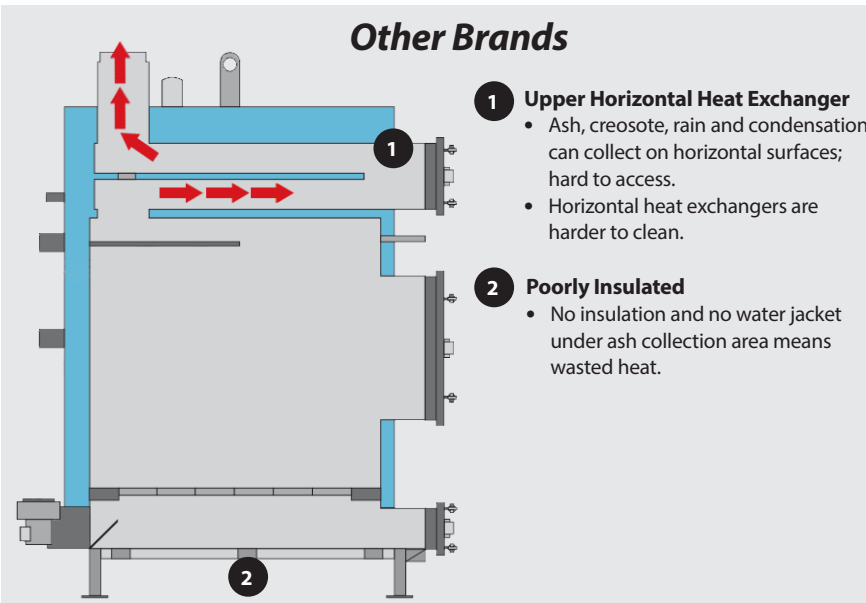
**Ash Clean Out Door**  
Easily remove ash during operation.

FireMax 6000	
Door	23" x 31"
Firebox	59" x 44" x 36"
Firebox Volume	37.7 cu ft
Weight (est.)	2,000 lbs
Water Capacity	350 gal.
Chimney	One 4-foot 8" section
1-1/4" Supply/Return Ports	3 ea

FireMax 5000	
Door	23" x 23"
Firebox	50" x 34" x 30"
Firebox Volume	20.6 cu ft
Weight (est.)	1,300 lbs
Water Capacity	171 gal.
Chimney	One 4-foot 6" section
1-1/4" Supply/Return Ports	2 ea

**Color Options**

	
FOREST GREEN	CHARCOAL
	
BLACK	



**Quick Comparisons to Other Brands**

	Performance	Firebox	Heat Exchanger
<b>FireMax</b>	<b>+24.6%</b>	<b>Rectangular</b>	<b>Ripple Top with HeatLock Baffle</b>
Other Brands	Baseline	Oval-Shaped	Horizontal

*Laboratory test.*

**Your Authorized WoodMaster Dealer:**

©Trademarks of Central Boiler, Inc.

Product specifications and appearance subject to change.